



SCOTTSBORO CITY

SCHOOL SYSTEM SNAPSHOT: 2021 EDITION*

305 S. Scott Street | Scottsboro, AL 35768 | (256) 218-2100


Superintendent

Dr. Jose Reyes, Jr.






Board Members

Dr. Gary Speers, Patrick A. Woosley, Norman Lee Benson, Patricia Stewart, Jason Williams

 **\$1,839,034**
Cost of One Month's
Operation/General Fund

 **1.97**
Number of Months
Reserve Balance

By the Numbers

	Schools¹	5
	Students/ADM²	2,444
	Free & Reduced Lunch	50%
	Community Eligibility Program	30%
	Number of Route Buses³	23
	Buses 10 yrs. old or less.....	91%
	Students Bused.....	980
	Full-Time Employees	318
	Teachers.....	156
	Principals/ Assistant Principals.....	10
	Counselors.....	6
	Librarians.....	5
	Other Certified Employees.....	9
	Support Personnel.....	132

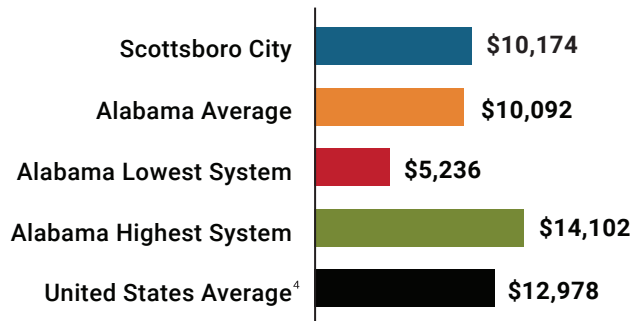
¹ Schools with enrollment, including Alternative and Career Technical Education

² Average Daily Membership

³ Data collected in FY19 and used for FY21 funding

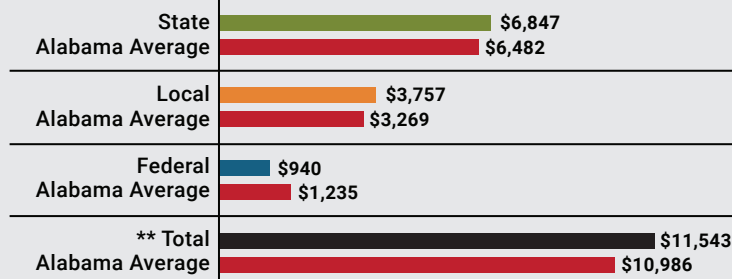
⁴ 2019-2020 NEA Rankings of the States

Total Per-Pupil Expenditures (PPE)



Per-Pupil Revenue Sources

Scottsboro City Revenue Sources



68

STATE
RANK

29

LOCAL
RANK

108

FEDERAL
RANK

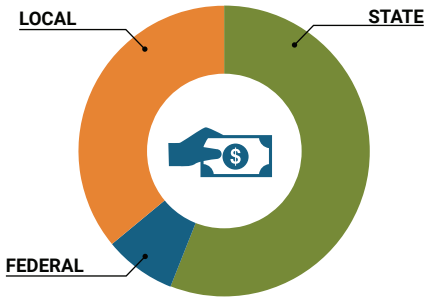
OVERALL SYSTEM RANK 43

** Total Revenue Among 137 School Systems

* THIS REPORT INCLUDES FISCAL YEAR 2019 DATA

School System Revenue

How was your school system funded?¹



\$16,732,627	STATE	56%
\$2,297,068	FEDERAL	8%
\$10,654,650	LOCAL	36%
— \$1,556,620	Local 10-Mill Match	
\$9,098,030	AVAILABLE LOCAL REVENUE	

VALUE OF 1-MILL For Your School System

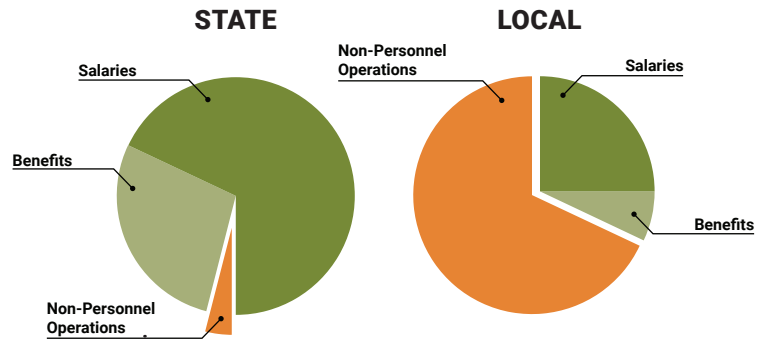
\$155,662

School System Spending

How did your school system spend state & local dollars?¹

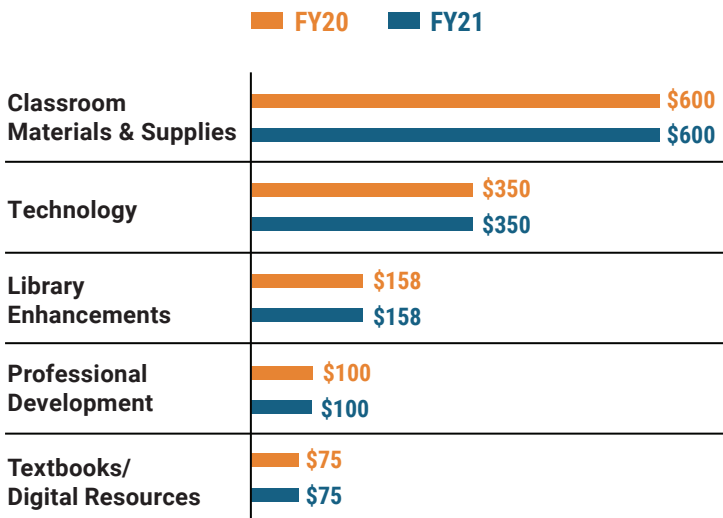
	STATE SPENDING ^{2,3}	LOCAL SPENDING ²
Salaries	\$11,683,099	\$1,395,829
Benefits	\$4,779,436	\$394,310
Non-Personnel Operations	\$670,545	\$3,773,809
TOTAL	\$17,133,808	\$5,563,948

¹ Revenues and expenditures may contain nominal variances
² Does not include debt service or capital outlay
³ Includes 10-mill match
⁴ Such as utilities, operations & maintenance, etc.

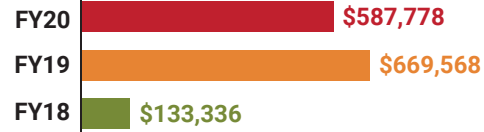


Only 4% of state funding is available for non-personnel expenditures⁴

Instructional Support



Educational Advancement & Technology Fund⁵



⁵ These one-time supplemental funds may be used for repairs and deferred maintenance, classroom instructional supplies, insurance for facilities, transportation, technology and school safety measures.

System Debt

TOTAL DEBT⁶	DEBT PER STUDENT
\$16,806,093	\$6,877

⁶ The debt totals in system audit reports may differ due to audit adjustments.



ALABAMA ASSOCIATION OF SCHOOL BOARDS

Sally Smith, J.D.
Executive Director

Lissa Tucker, J.D.
Director of Government Relations

43 South Jackson Street
Montgomery, Alabama 36104

1-800-562-0601 | AlabamaSchoolBoards.org

@AlaSchoolBoards Facebook.com/AlabamaSchoolBoards